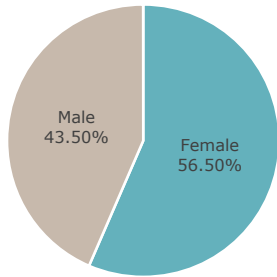
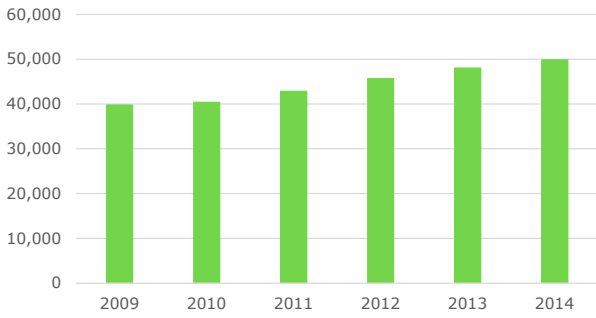


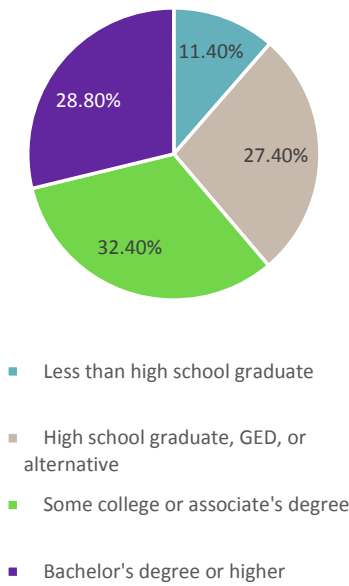
AURORA'S SENIORS

Key Demographics

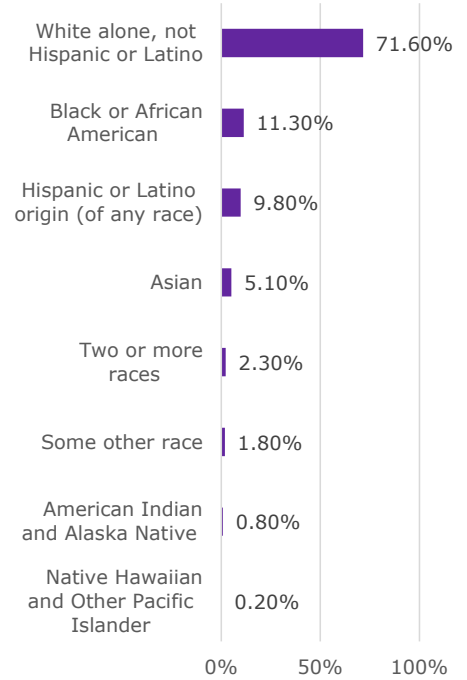
Total Aurora Population 60+



Aurora 60 Years and Over Educational Attainment

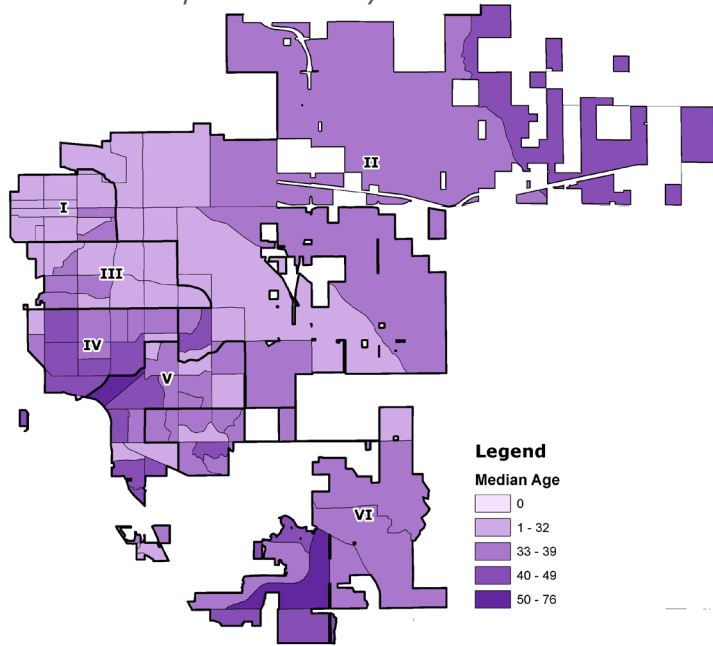


Race and Ethnicity for 60 years and over



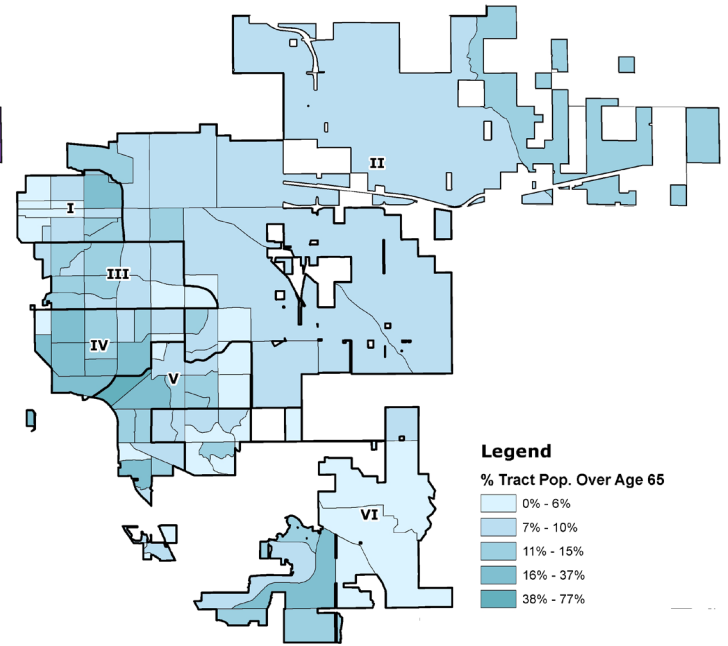
Census Tracts - Median Age

Aurora is somewhat segregated by age. Those who are older are more densely populated closer to Cherry Creek Reservoir and in the southeast area of the city. The young are concentrated near Buckley Air Force Base, Original Aurora, and in the northern part of the city.



Census Tracts - Percent 65+ Years Old

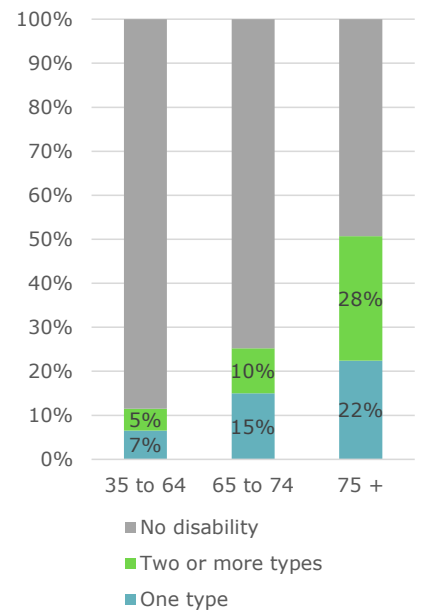
The census tracts to the west and south of I-225 and the Aurora Line seem to have higher numbers of those 65 years and older. The ability for the elderly to get around and age-in-place are two key concerns regarding future planning of the city.



Aurora, Metro Area, and State Breakdown of Population by Age and Generation

Generation	Years	Ages	Aurora Percentage	Metro Area Percentage	Colorado Percentage					
TBD 2005 or later	2009 to 2014	Under 5	8.1%	16.0%	6.7%	13.7%	6.5%	13.3%		
	2004 to 2008	5 to 9	7.9%						7.0%	6.8%
Millennials 1982 to 2004	2003 to 2000	10 to 14	7.0%	28.4%	6.7%	26.8%	6.6%	27.7%		
	1995 to 1999	15 to 19	6.6%						6.1%	6.6%
	1990 to 1994	20 to 24	6.8%						6.2%	7.1%
	1985 to 1989	25 to 29	8.0%						7.8%	7.4%
	1980 to 1984	30 to 34	7.9%						7.9%	7.3%
Generation X 1965 to 1984	1975 to 1979	35 to 39	7.4%	28.6%	7.3%	29.5%	6.8%	27.7%		
	1970 to 1974	40 to 44	6.9%						7.3%	6.8%
	1965 to 1969	45 to 49	6.4%						7.0%	6.8%
Baby Boomers 1946 to 1964	1960 to 1964	50 to 54	6.2%	20.6%	7.1%	22.9%	7.2%	23.6%		
	1955 to 1959	55 to 59	5.9%						6.5%	6.6%
	1950 to 1954	60 to 64	5.0%						5.4%	5.7%
	1945 to 1949	65 to 69	3.5%						3.9%	4.1%
Greatest Generation Up to 1946	1940 to 1944	70 to 74	2.3%	6.3%	2.5%	7.0%	2.8%	7.6%		
	1935 to 1939	75 to 79	1.6%						1.8%	2.0%
	1930 to 1934	80 to 84	1.2%						1.3%	1.4%
	Before 1930	85 +	1.2%						1.4%	1.4%

Number of Disabilities by Age



Sources: 2014 American Community Survey 5-Year Data: Aurora city, Colorado and Denver: Aurora Lakewood, CO Metro Area; *Here is Where Each Generation Begins and Ends, According to Facts," Philip Bump, The Atlantic. Table prepared by City of Aurora Planning and Development Services Department, Data Services Division.